Spectral Flow Cytometry Meets Modularity

Pair Your CytoFLEX LX/S* Flow Cytometer with the CytoFLEX mosaic Spectral Detection Module to Enable Your Spectral Flow Cytometry Capabilities

The CytoFLEX mosaic Detection Module is the natural evolution of our CytoFLEX Platform. A smart approach to spectral, it connects to your CytoFLEX LX/ S Flow Cytometer, giving you the flexibility to mix and match different detection methods in one instrument.

ACCELERATING *answers*

BECKMAN COULTER
Life Sciences

CytoFLEX mosaic Detection Module

A flexible approach to spectral flow cytometry

With up to 88 detection channels, the CytoFLEX mosaic Detection Module enhances your CytoFLEX S or LX Flow Cytometer, empowering you to tackle even the most complex experiments. Together, they create the most advanced and powerful CytoFLEX flow cytometry solution to date.

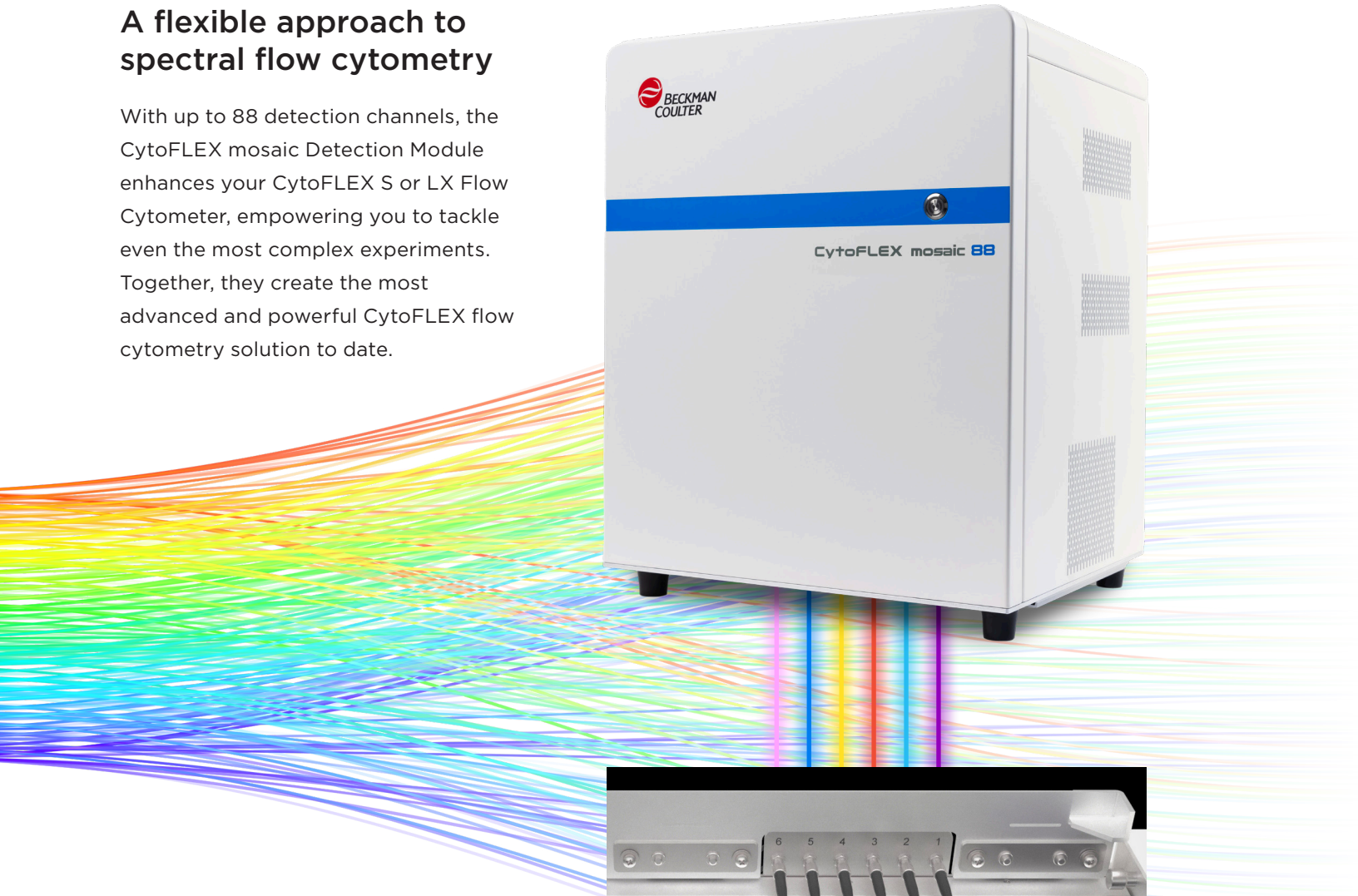

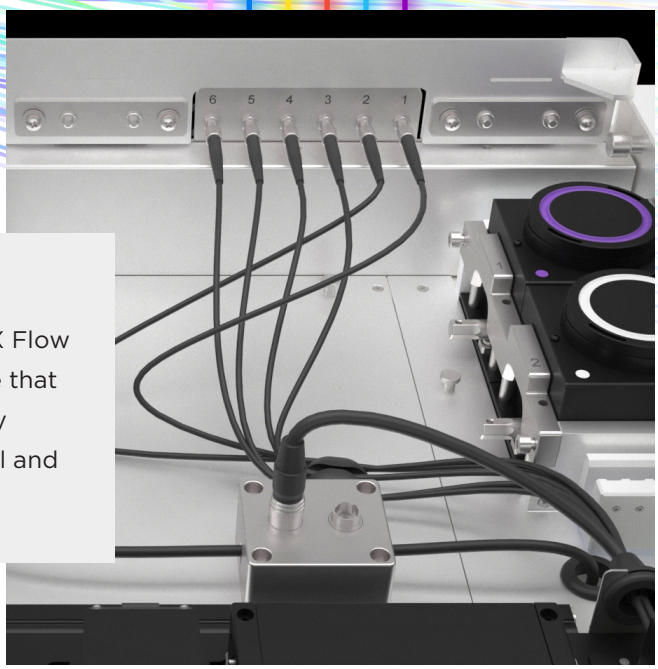

Connecting the CytoFLEX mosaic Detection Module to your CytoFLEX Flow Cytometer involves a simple change that adds a two-way connection to easily switch from conventional to spectral and vice versa, in just a few minutes.

Expand Your Spectral Capabilities



The CytoFLEX mosaic Detection Module can be positioned anywhere within the reach of the fiber connection, allowing you to add spectral capabilities without occupying valuable bench space.

Data you can trust

The CytoFLEX mosaic Detection Module, just like its parent flow cytometer, offers superior fluorescence sensitivity for dim and complex multicolor stainings and can detect nanoparticles as small as 80 nm.** It uniquely provides two unmixing algorithms and up to 10 autofluorescence channels. Combined with unmixing accuracy checks and essential features for precise controls, it offers flexibility in experimental design and ensures optimal results from your spectral flow cytometry experiments.

Makes the complex easy

CytExpert Spectral software enhances the software you already know and love, minimizing the need for training and making the transition to spectral easier, while access to the **Cytobank Platform** provides machine learning-assisted analysis of complex spectral data.

Cytobank

SPECTRAL
FLOW CYTOMETRY MEETS
MODULARITY

Two configurations

CytoFLEX mosaic 88 Detection Module for CytoFLEX LX Flow Cytometer
(88 channels of detection: 1 FSC, 6 SSC, 81 fluorescent)

CytoFLEX mosaic 63 Detection Module for 4-laser CytoFLEX S Flow Cytometer
(63 channels of detection: 1 FSC, 4 SSC, 58 fluorescent)

CytoFLEX Flow Cytometer configurations and mosaic channel numbers

No.	CytoFLEX Analyzer	CytoFLEX mosaic	Channels (FSC/ SSC/FL)	FSC	488 nm (SSC /FL)	638 nm (SSC/ FL)	405 nm (SSC /FL)	561 nm (SSC/ FL)	808nm (SSC/ FL)	355/375nm (SSC/ FL)
1	CytoFLEX S B2-R3-V4-Y4	CytoFLEX mosaic 63 V-B-Y-R	1/4/58	1	1/16	1/10	1/20	1/12	N/A	N/A
2	CytoFLEX LX U3-V5-B3-Y0-R3-I0	CytoFLEX mosaic 88 U-V-B-R	1/4/66	1	1/16	1/10	1/20	N/A	N/A	1/20
3	CytoFLEX LX U3-V5-B3-Y5-R3-I0	CytoFLEX mosaic 88 U-V-B-Y-R	1/5/78	1	1/16	1/10	1/20	1/12	N/A	1/20
4	CytoFLEX LX U3-V5-B3-Y5-R3-I2	CytoFLEX mosaic 88 U-V-B-Y-R-I	1/6/81	1	1/16	1/10	1/20	1/12	1/3	1/20
5	CytoFLEX LX N0-V5-B3-Y5-R3-I0	CytoFLEX mosaic 88 V-B-Y-R	1/4/58	1	1/16	1/10	1/20	1/12	N/A	N/A
6	CytoFLEX LX N3-V5-B3-Y5-R3-I0	CytoFLEX mosaic 88 N-V-B-Y-R	1/5/76	1	1/16	1/10	1/20	1/12	N/A	1/18
7	CytoFLEX LX N3-V5-B3-Y5-R3-I2	CytoFLEX mosaic 88 N-V-B-Y-R-I	1/6/79	1	1/16	1/10	1/20	1/12	1/3	1/18

In development. Performance characteristics have not been validated.
For Research Use Only. Not for use in diagnostic procedures.
*Only valid for CytoFLEX S (V-B-Y-R) Series Flow Cytometer.
**Polystyrene when triggering on violet side scatter.

© 2024 Beckman Coulter, Inc. All rights reserved. Beckman Coulter, the stylized logo and the Beckman Coulter product and service marks mentioned herein are trademarks or registered trademarks of Beckman Coulter, Inc. in the United States and other countries. All other trademarks are the property of their respective owners.

BECKMAN COULTER Life Sciences

For Beckman Coulter's worldwide office locations and phone numbers, please visit Contact Us at beckman.com

2024-GBL-EN-106734-V5

danaher